

Stainless Steel Models:  SFT-31  SFT-45  SFT-59  SFT-73  SFT-87

Granite Models:  GFT-31  GFT-45  GFT-59  GFT-73  GFT-87

PRODUCT:

QUANTITY:

ITEM:

## Designed Smart

The Drop-in Self Contained Frost Tops are insulated with high density polyurethane foam making them ideal for product demonstration while maintaining product temperatures. Set to run at 0°F (32°C). Available in Stainless Steel or Granite.

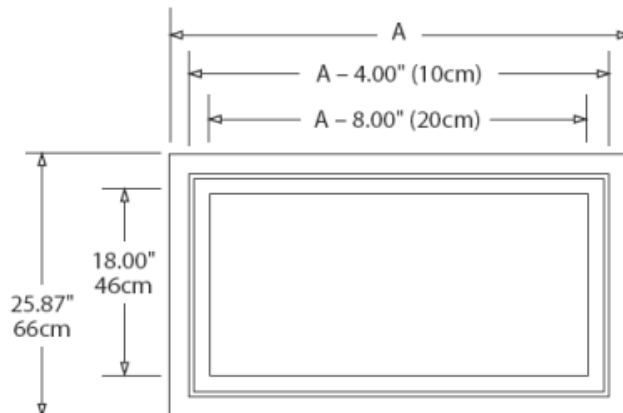
## APW Wyott Design Features

### Stainless Steel Models

- Stainless steel construction
- Raised top with full perimeter drain trough and 1/2" drain
- Environmentally friendly HFC-404A refrigerant
- Drop-in Design
- NSF Certified
- On/Off power
- Push in perimeter gasket standard
- Stainless steel louver provided

### Granite Models

- "Absolute Black Granite" granite top on 14-gauge stainless steel
- Thermal mastic heat transfer compound between granite and stainless steel
- Environmentally friendly HFC-404A refrigerant
- Drop-in Design
- NSF Certified
- On/Off power
- Stainless steel louver provided



## Reliability Backed by APW Wyott's Warranty

1-year parts and labor warranty, including on-site service calls within 50 miles of authorized service technicians.

Certified by the following agencies:



Stainless Steel Models:  SFT-31  SFT-45  SFT-59  SFT-73  SFT-87

Granite Models:  GFT-31  GFT-45  GFT-59  GFT-73  GFT-87

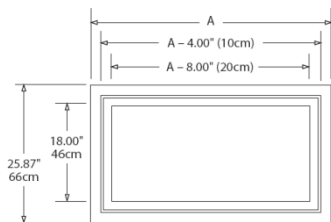
PRODUCT:

QUANTITY:

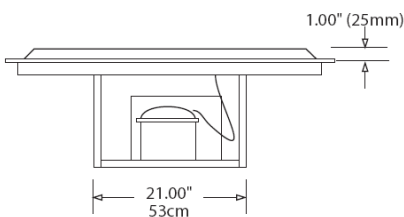
ITEM:

## Product Specifications: Stainless Steel Models

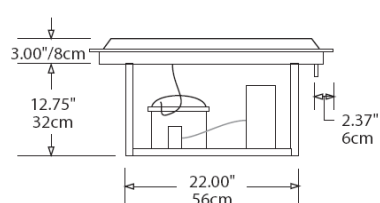
Model	Cut Out Dimensions	Length	V/Hz/Ph	Amps	H.P.	Weight
SFT-31	30.75" X 25" (78CM X 64CM)	31.75"	115/60/1	7.5	1/4	142 Lbs
SFT-45	44.63" X 25" (113CM X 64CM)	45.63"	115/60/1	7.5	1/4	168 Lbs
SFT-59	58.5" X 25" (149CM X 64CM)	59.5"	115/60/1	7.5	1/4	193 Lbs
SFT-73	72.38" X 25" (184CM X 64CM)	73.38"	115/60/1	8	1/3	209 Lbs
SFT-87	86.25" X 25" (219CM X 64CM)	87.25"	115/60/1	8	1/3	239 Lbs



Plain View



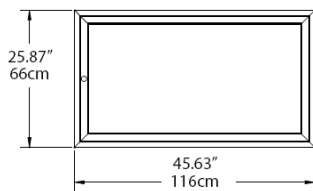
Elevation View



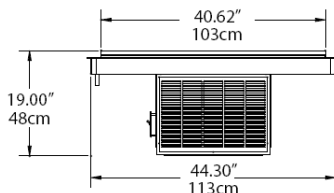
Right End View

## Product Specifications: Granite Models

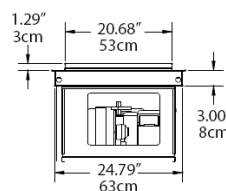
Model	Cut Out Dimensions	Nema Plug	V/Hz/Ph	Amps	H.P.	Weight
GFT-31	30.75" X 25" (78CM X 64CM)	5-15P	115/60/1	7	1/4	220 Lbs
GFT-45	44.63" X 25" (113CM X 64CM)	5-15P	115/60/1	7	1/4	288 Lbs
GFT-59	58.5" X 25" (149CM X 64CM)	5-15P	115/60/1	8	1/3	336 Lbs
GFT-73	72.38" X 25" (184CM X 64CM)	5-15P	115/60/1	9	1/2	424 Lbs



Plain View



Elevation View



Right End View

FOB: Tennessee, 38372

\*APW Wyott reserves the right to modify specifications or discontinue models without incurring obligation.