

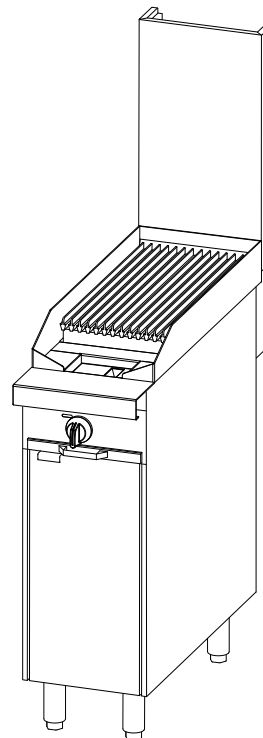
Platinum

- P12N-C (Modular Mount)
- P12C-C (Cabinet Base)

Job _____
Item# _____

Standard Features

- 12" wide sectional range with full-width charbroiler available with a cabinet base or as a modular unit (for mounting on countertop, refrigerated or freezer base)
- Two 16,000 BTU NAT (14,000 BTU LP) burners with one high/low control knob
- Removable cast iron grates with adjustable front-to-back slope that flip over for either 1/8" or 1/4" grid width
- 600°F even surface temperature on high setting
- Stainless steel burner radiants
- 9-1/4" deep front rail
- Removable drip tray
- Stainless steel front, sides, rear and exterior bottom
- Fully insulated lining and burner box
- 1-1/4" front gas manifold and 1" rear gas connection
- 5" high stainless steel flue riser
- Free battery-design assistance
- (3) years limited parts and labor warranty (reference <http://www.southbendnc.com/service.html> for limited warranty details).



Model P12C-C with optional 24" flue riser

Standard Features of Cabinet-Base Models

- Stainless steel cabinet base with a removable door that can hinge on the right or the left.

STANDARD CONSTRUCTION SPECIFICATIONS

Exterior Finish: Front, sides, rear and exterior bottom constructed of #3 polished 430 and 304 stainless steel.

Range: 12"-wide front-manifold sectional range with 32,000 BTU NAT (28,000 BTU LP) full-width charbroiler with removable cast iron grates and operating surface temperature of up to 600°F (315°C).

Front Rail: 9-1/4" deep front rail.

Flue Riser: 5" high stainless steel flue riser

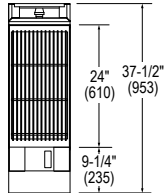
Battery: Unit can be in any position in a battery. If the unit is at the end of the battery, the end side will be solid (rather than have a coverplate over the end of the front manifold).

Legs: 6" stainless steel adjustable legs standard.

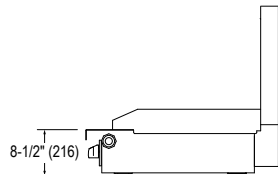
Cabinet Base: Stainless steel cabinet base with a removable door that can hinge on the right or the left.



Models: P12N-C P12C-C



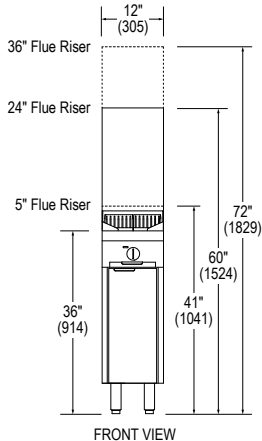
TOP VIEW



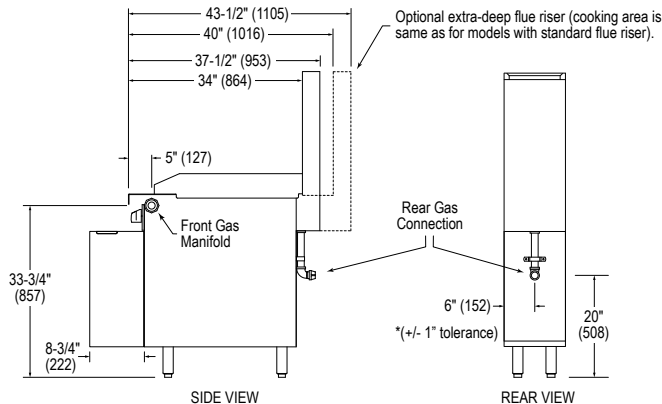
SIDE VIEW of MODULAR MODEL

SHIPPING CRATE DIMENSIONS & WEIGHT					
MODEL	WIDTH	HEIGHT	DEPTH	VOLUME	WEIGHT
P12N-C	20" (508)	21" (533)	42.5" (1080)	10.3 cu ft (0.29 cu m)	175 lbs (79.4 kg)
P12C-C	20" (508)	45" (1143)	42.5" (1080)	22.1 cu ft (0.63 cu m)	225 lbs (102.1 kg)

Dimensions shown in inches and (millimeters)



FRONT VIEW



SIDE VIEW

REAR VIEW

UTILITY INFORMATION

MODEL	GAS (BTU/HOUR)	
	NATURAL	PROPANE
P12N-C	32,000	28,000
P12C-C	32,000	28,000z

GAS: Each unit has a 1-1/4" front manifold that couples to the adjacent sectional unit(s), and a 1" rear gas connection with a male NPT connector. Minimum gas supply pressure is 7" W.C. for natural gas and 11" W.C. for propane. All sectional units require a regulated gas supply (a pressure regulator must be ordered separately). If using a flexible-hose gas connection, the inside diameter of the hose must not be smaller than the connector on the unit and must comply with ANSI Z21.69, providing an adequate means of restraint to prevent undue strain on the gas connection.

MISCELLANEOUS

- If casters are used with a flexible-hose gas connection, a restraining device should be used to prevent undue strain on the hose.
- Minimum clearance from noncombustible construction is zero. For use in noncombustible locations only.
- Installation under a vented hood is recommended.
- Check local codes for fire and sanitary regulations.

NOTICE:

Southbend has a policy of continuous product research and improvement. We reserve the right to change specifications and product design without notice. Such revisions do not entitle the buyer to corresponding changes, improvements, additions or replacements for previously purchased equipment.

OPTIONS and ACCESSORIES

- Front rail options:
 - Cutouts in front rail for sauce pans
 - 7-1/4" deep front rail (to match old style sectional)
 - Square belly bar mounted on 7-1/4" deep front rail
- Casters (front two casters lock)
- Cable restraint kit (to restrict movement when on casters)
- 24" or 36" high flue riser
- Open-frame base with casters for battery
- Extra-deep rear-extending flue riser
- Removable shelf inside cabinet
- Plated fish grids
- External pressure regulator

**INTENDED FOR COMMERCIAL USE ONLY.
NOT FOR HOUSEHOLD USE.**



1100 Old Honeycutt Road, Fuquay-Varina, NC 27526
(919) 762-1000 www.southbendnc.com