



Job:  
Item No.:  
Notes:

PHB480HE, PHB450HE, PHB975HE, PHB650HE

## Mobile Refrigerators

## SPECIFICATIONS

### Construction

- All welded cabinet construction with outer cabinet formed and welded to base • All seams turned in to eliminate raw edges

### Cabinet Material

- All stainless steel construction • 20 gauge polished exterior
- 24 gauge interior

### Base Frame

- 12 gauge stainless steel full depth caster bolsters • 1" x 1" 14 gauge stainless steel perimeter tube supports welded to bolsters

### Casters

- 6" diameter, casters with, polyurethane tread • All swivel casters on PHB450HE and PHB480HE • Two swivel and two rigid casters on PHB650HE and PHB975HE • Sealed roller bearing and double ball bearing swivel • Zerk grease fittings • Plate mounted and bolted to base in offset, wheel-ahead pattern
- Two casters fitted with brakes

### Tray Rack Assemblies

#### Models PHB450HE and PHB650HE:

- Removable extruded aluminum racks with channel slides
- Slides fixed at 1 1/2" centers; accommodate 18" x 26" sheet pans

#### Models PHB450HE and PHB650HE:

- Removable stainless steel tray racks with universal tray slides; adjustable at 1 3/4" spacing; accommodate 18" x 26" sheet pans, 12" x 20" pans, gastronorm pans and 20" x 20" glass racks

### Bumper

- Non-marking gray vinyl bumper set in heavy-duty 3/16" thick extruded aluminum frame with reinforced corner cutouts

### Insulation

- Combination foam and high density fiberglass continuous wrap-around insulation

### Push Handles

- Two heavy-duty aluminum handles • Reinforced back-up plates

### Door

- Recessed within cart walls, top and base • Double panel
- Filled with 1 1/2" thick high density fiberglass insulation

### Hinges & Latches

- All Stainless steel 12 gauge butt hinges with 3/8" stainless steel pins • Flush mounted heavy-duty sliding latch with grip handle

### Controls

- Flush mounted dial thermometer with remote sensing bulb
- ON/OFF toggle switch with guard

### Electrical Characteristics

- 120 volts, 60 cycle, single phase, 8.5 running amps • Ten foot 3-wire rubber cord with 3 prong grounding plug • NEMA 5-15P

### Refrigeration System

- Self-contained evaporator coil and blower refrigeration system
- 1/3 H.P. air cooled high torque condensing unit • thermal expansion valve • filter/dehydrator • large capacity exchanger
- Temperature range of 33F to 40F (1C to 4C) • Power indicating light • Refrigerant charge of approximately 25 oz. CFC-free R134a

### Performance

- Capable of cooling cabinet to 33F (1C) • Approximate pull down time to 40F - 30 minutes

### Accessories/Options

- Locking door latch • Menu card holder • Alternate caster sizes and treads • 4 wheel brakes • Locking transport latch
- Lexan thermometer cover • Alternate electrical configuration
- Tamper - resistant screws • Marine package • Correctional package

### Short Specification

- Mobile refrigerator, electric, insulated, welded, stainless steel construction • 1/3 HP condensing unit • self-contained evaporator coil and blower refrigeration system • thermal expansion valve • filter/dehydrator • large capacity exchanger

### Meets DOE energy regulation requirement

- 10 CFR 431 Subpart C-Commercial Refrigerator, Freezer and Refrigerator-Freezer Standard



Model Number	Pan/Tray Capacity		Slide Pairs Standard	Inside Working Height		Overall Dimensions						Caster Diameter		Shipping weight	
	18"x26"	12"x20"		in	mm	Height		Depth		Width		in	mm	lbs	kg
						in	mm	in	mm	in	mm				
PHB450HE	30	-	30	45 <sup>3/4</sup>	1162	75 <sup>7/8</sup>	1867	35	889	31 <sup>3/8</sup>	797	6	152	442	200
PHB480HE*	12	24	12	45 <sup>3/4</sup>	1162	75 <sup>7/8</sup>	1867	37 <sup>1/8</sup>	943	34 <sup>1/8</sup>	867	6	152	470	213
PHB650HE	60	-	60	45 <sup>3/4</sup>	1162	75 <sup>7/8</sup>	1867	35	889	53 <sup>1/4</sup>	1353	6	152	598	271
PHB975HE*	24	48	24	45 <sup>3/4</sup>	1162	75 <sup>7/8</sup>	1867	37 <sup>1/8</sup>	943	58 <sup>3/4</sup>	1492	6	152	805	365

\* Indicates universal slides. Tray slides in universal models are adjustable in 1 3/4" increments. Standard capacity shown at 3 1/2" spacing.

### Completely Welded Turned-in Seam Construction

- All stainless steel construction • Adds rigidity to entire cabinet for maximum durability and reliable performance, and eliminates raw edges for easy cleaning and safety

### Flush Mounted Sliding Door Latch With Grip Handle

- Exclusively designed for transport applications • Door remains firmly closed during transport • Flush design protects latch from damage

### Heavy-Duty Bottom Mounted Condensing Unit

- Provides low center of gravity for transport application

### High Efficiency Energy Management Refrigeration System With Environmentally Safe Coolant

- Consistent top to bottom air flow • Quick "pull down" to operating temperature and quick recovery during heavy usage
- Condensate evaporator and fan operation are engineered to operate with less energy

### Heavy-Duty Non-Marking Bumper

- Protects doorways, walls and cart from damage

### Heavy-Duty Stainless Steel Base Frame

- Withstands heavy loads and harsh transport conditions


### Offset "wheel ahead" Pattern

- Only one wheel can pass over uneven surfaces at a time for easy handling and steering

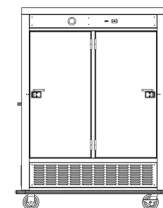
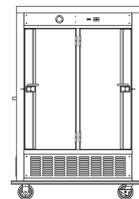
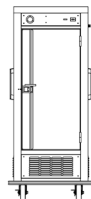
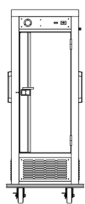


PHB450HE

Top View



Front View



PHB450HE

PHB480HE

PHB650HE

PHB975HE

Specifications subject to change through product improvement & innovation

CARTER-HOFFMANN

1551 McCormick Avenue, Mundelein, IL 60060

847.362.5500 • 800.323.9793

www.carter-hoffmann.com

Follow us



Form PHB0820

