



DROP-IN

HOT/COLD COMBINATION FOOD WELL MODELS RCHB

Drop-in, combination cold pan/electrically heated hot food unit with one piece stainless steel interior and top. Top opening is constructed using wrapped refrigeration with foamed in place urethane insulation. Environmental safe R-290 refrigeration system includes precise temperature electronic control and is SNAP compliant (0) ozone depletion (ODP) and (3) global warming potential (GWP). Meets NSF Std. #7 for holding 41°F. product temperatures. Electrically heated open water bath tank hot food well is thermostatically controlled meeting NSF Std. #4 for hot food holding. Drain, and gate valve provided.

SHORT FORM SPEC: Randell RCHB series combination drop-in refrigerated cold pan with recessed pan holding and electrically heated water bath hot food pan with individual pan supports for hot food holding. Top and interior to be 18 gauge stainless steel standard with adapter bars, pan supports and 1" drain with gate valve. Insulated with CFC foamed in place polyurethane insulation. Electronically controlled R-290 refrigeration system is suspended below body on corrosion resistant framework and provided with dual air movement louvered panel. Rocker switch and thermostatic controls for hot function mounted in remote control panel for easy access mounting into counter.

AVAILABLE MODELS:

208V: 208V WITH AUTO WATER FILL:
 RCHB-2-208 RCHB-2-208-AF
 RCHB-3-208 RCHB-3-208-AF
 RCHB-4-208 RCHB-4-208-AF
 RCHB-5-208 RCHB-5-208-AF

240V: 240V WITH AUTO WATER FILL:
 RCHB-2-240 RCHB-2-240-AF
 RCHB-3-240 RCHB-3-240-AF
 RCHB-4-240 RCHB-4-240-AF
 RCHB-5-240 RCHB-5-240-AF

STANDARD FEATURES:

- Exclusive easy mount system
- Self-contained, wrapped refrigeration system with electronic control, system utilizes "CFC free", R-290 refrigerant
- Meets 1998 NSF Std. #7 - holds 41°F product temperatures
- All stainless steel top and covered corner interior
- Drain and gate valve provided
- Foamed in place, "CFC free" urethane insulation
- One dual air movement louver provided
- Meets NSF Std. #4 - hot food holding
- SNAP compliant (0) ozone depletion (ODP) and (3) global warming potential (GWP)
- Easy installation with sliding duct, louver and hold down brackets
- Allow approximately 60 minutes for transition between hot/cold operation

CABINET EXTERIOR:

Top and covered corner interior to be constructed of 18 gauge stainless steel. Exterior body to be corrosion resistant steel. Condensing unit mounted on corrosion resistant framework, suspended below unit body. (1) stainless steel louver panel provided for field installation in counter. Controls pre-wired to junction box mounted on separate stainless steel panel for field installation in counter.

UNIT INTERIOR:

Interior fitted with 1" drain at one end. Supplied with gate valve. Insulated with CFC free, foamed in place polyurethane insulation, unit bottom fitted with heating elements, fiberglass insulation and shield. Recessed, stainless steel ledge provided for supporting pans, adaptor bars and pan supports (hot function) included.

REFRIGERATION:

SNAP compliant (0) ozone depletion (ODP) and (3) global warming potential (GWP), R-290 refrigeration system to be wrapped refrigeration construction. Condensing unit, and electronic control for operator adjustability mounted on corrosion resistant framework, suspended below the unit body. Hardwire connection.

ORIGIN OF MANUFACTURE:

Designed and manufactured in the United States.



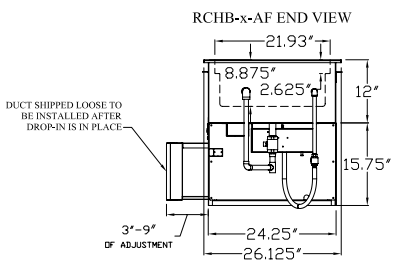
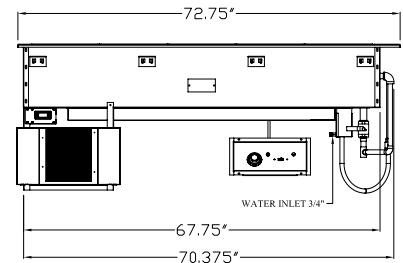
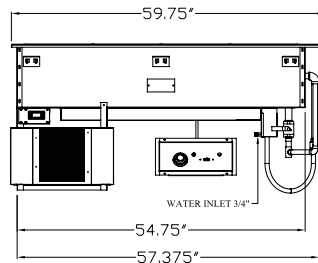
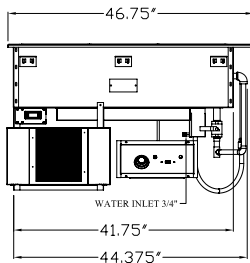
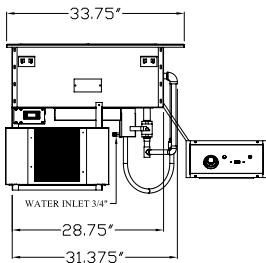
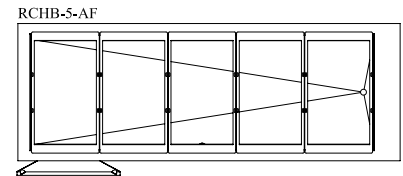
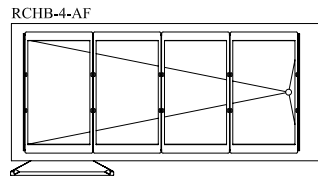
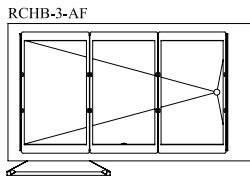
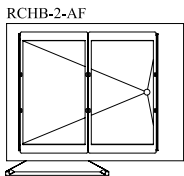
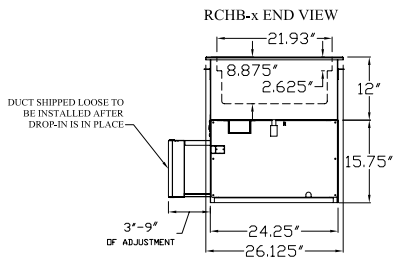
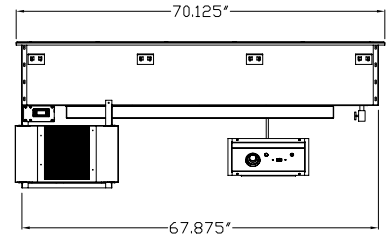
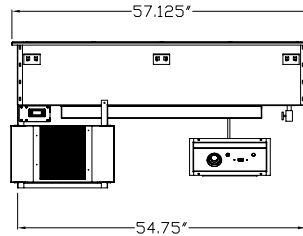
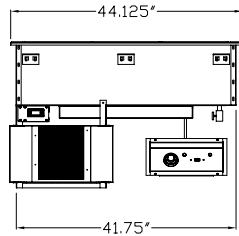
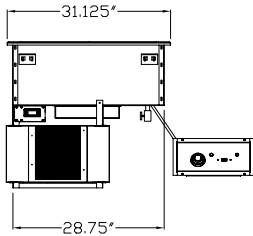
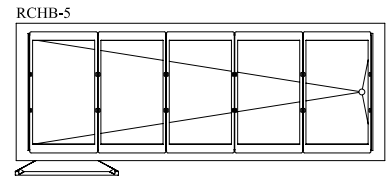
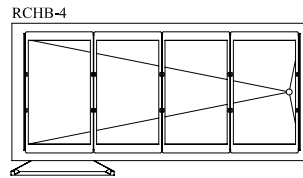
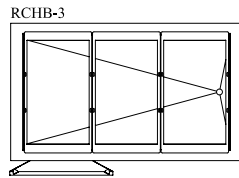
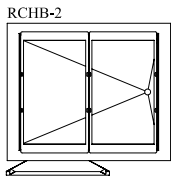
PROJECT NAME:	
LOCATION:	
ITEM NO:	
QTY:	
MODEL NO:	
AIA NO:	
SIS NO:	
CSI SECTION:	11400



Model RCHB-2 shown

OPTIONS/ACCESSORIES:


- Adaptor bars
- Remote on/off switch
- Custom size
- Auto water fill





MODEL	LENGTH	WIDTH	PAN CAPACITY 12" X 20"	CUTOUT DIM				WATTS (HEATED)	HP	AMPS 60/1PH			SHIP WT (LBS)
				UNIT		CONTROL PANEL				120V (REFRIG)	208V (HEATED)	240V (HEATED)	
				L	W	L	W						
RCHB-2	31-1/16"	26-1/8"	2	29-1/2"	25"	14"	6"	1100	1/4	3.5	5.3	4.5	110
RCHB-3	44-1/16"	26-1/8"	3	42-1/2"	25"	14"	6"	2200	1/4	3.5	10.6	9.2	135
RCHB-4	57-1/16"	26-1/8"	4	55-1/2"	25"	14"	6"	3300	1/4	3.5	15.9	13.8	160
RCHB-5	70-1/16"	26-1/8"	5	68-1/2"	25"	14"	6"	4400	1/4	3.5	21.2	18.3	185
RCHB-2-AF	33-11/16"	26-1/8"	2	32-1/4"	25"	14"	6"	1100	1/4	3.5	5.3	4.5	120
RCHB-3-AF	46-11/16"	26-1/8"	3	45-1/4"	25"	14"	6"	2200	1/4	3.5	10.6	9.2	145
RCHB-4-AF	59-11/16"	26-1/8"	4	58-1/4"	25"	14"	6"	3300	1/4	3.5	15.9	13.8	170
RCHB-5-AF	72-11/16"	26-1/8"	5	71-1/4"	25"	14"	6"	4400	1/4	3.5	21.2	18.3	195

Exhaust side



Air Intake side

Exhaust

Total Exhaust Area = 88.7 in²
 Exhaust Area slots : 10 x 54 = 540 slots
 Perforation size : 0.75 in x .22 in (19 mm x 5.5mm)

Air Intake

Total Air Intake Area = 88.7 in²
 Air Intake Area : 10 x 50 & 2 x 20 = 540 slots
 Perforation Size : 0.75 in x .22 in (19 mm x 5.6 mm)