

Project	Quantity	Item #
Model Specified:		CSI Section 11400

"W-Width" Hinged Glass Door Reach-In Refrigerators/Self-Contained



Model Shown Two Section
(shown with optional casters)

One, Two & Three Section Models, 32" Deep



Stainless Exterior
& Interior

1-Section Full Length Door Model	RHT132WUT-FHG*
2-Section Full Length Door Model	RHT232WUT-FHG*
3-Section Full Length Door Model	RHT332WUT-FHG*
1-Section Half Length Door Model	RHT132WUT-HHG*
2-Section Half Length Door Model	RHT232WUT-HHG*
3-Section Half Length Door Model	RHT332WUT-HHG*



Stainless Exterior,
Anodized Aluminum Interior

1-Section Full Length Door Model	AHT132WUT-FHG*
2-Section Full Length Door Model	AHT232WUT-FHG*
3-Section Full Length Door Model	AHT332WUT-FHG*
1-Section Half Length Door Model	AHT132WUT-HHG*
2-Section Half Length Door Model	AHT232WUT-HHG*
3-Section Half Length Door Model	AHT332WUT-HHG*

These "W-Width" reach-in refrigerator models are equipped with hinged glass doors in order to maximize product visibility. Each is supplied standard with such high quality features as balanced refrigeration systems, microprocessor controls, and stainless steel exteriors. Additionally, they offer the widest range of optional accessories to choose from, and can be specified for use with many different applications, including: Foodservice, Correctional, Institutional, Export, etc.

Standard Product Features

- Traulsen's Smart Control With LED Display
- StayClear™ Condenser
- R-Series: Stainless Steel Exterior & Interior
- A-Series: Stainless Steel Exterior/Anodized Aluminum Interior
- Balanced, Self-Contained Refrigeration System Using R-450A
- Rear Biased Return Air Duct
- Full or Half Length Hinged Glass Doors With Locks
- Self-Closing Doors With Stay Open Feature At 120°F
- Guaranteed For Life Cam-Lift Hinges
- Stainless Steel Vertical Door Handle(s)
- Standard Door Hinging: 132W = Right, 232W = Left/Right, 332W = Left/Right/Right (other hings available)
- LED Lights With Exterior Switch
- Stainless Steel Breaker Caps
- Three Adjustable Wire Shelves Per Section, Supported On Shelf Pins (installed at the factory)
- Automatic Non-Electric Condensate Evaporator
- Magnetic Snap-In EZ-Clean Door Gasket(s)
- Controllable Anti-Condensate Door Perimeter Heaters
- Thermostatic Expansion Valve Metering Device
- Stainless Steel One-Piece Louver Assembly
- 9' Cord & Plug Attached
- Set of Four (4) 6" High Adjustable Stainless Steel Legs
- Three Year Parts And Labor Warranty
- Five Year Compressor Warranty

Options & Accessories

- Stainless Steel Finished Back With Rear Louvers
- Re-Hinging Feature For Door(s)
- No. 1 Type Tray Slides To Accommodate either (1) 18" x 26" or (2) 14" x 18" Sheet Pans, Adjustable To 2" O.C.
- No. 4 Type Tray Slides To Accommodate (1) 18" x 26" Sheet Pans (chrome rod type, equips 1/2 section)
- Universal Type Tray Slides To Accommodate Either (1) 18" x 26" or (2) 14" x 18" Sheet Pans, or (2) 12" x 20" Steam Table Pans, Adjustable To 4" O.C.
- Additional Wire Shelves
- EZ-Change Interiors (#1, universals, universal heavy duty tray slides and shelves)
- 208/115/60/1 Voltage In Lieu Of Standard 115/60/1
- Set of Four (4) 6" High Casters or 4-5/8" In Lieu of Legs
- Remote Applications (see spec sheet TR35837 for details)⁴



* Noted models are ENERGY STAR® listed. Please refer to www.energystar.gov to view the most up-to-date product listing and performance data.



Listed by Underwriters Laboratories Inc., to U.S. and Canadian safety standards and Listed by NSF International.



Approval: _____



TRAUlsen
4401 BLUE MOUND RD.
PHONE 1 (800) 825-8220
Website: www.traulsen.com

FT. WORTH, TX 76106
FAX-MKTG. 1 (817) 624-4302

Project	Quantity	Item #
Model Specified:		CSI Section 11400

Specifications

Construction, Hardware and Insulation

Cabinet exterior front, one piece sides and lower assembly are constructed of 20 gauge stainless steel with #4 finish. Cabinet interior is constructed of stainless steel (anodized aluminum in the A-Series). The exterior cabinet top, back and bottom are constructed of heavy gauge galvanized steel. A set of four (4) adjustable 6" high stainless steel legs are included.

Doors are equipped with removable plug cylinder locks and guaranteed for life cam-lift, gravity action, self-closing metal, glide hinges with stay open feature at 120°F. An external switch is provided to activate the interior LED lighting.

Gasket profile and Santoprene® material simplify cleaning and increase overall gasket life. Anti-condensate heaters are located behind each door opening.


The cabinet is insulated with an average of 2" thick high density, non-CFC, foamed in place polyurethane.


DIMENSIONAL DATA	R/AHT132WUT	R/AHT232WUT	R/AHT332WUT
Net capacity cu. ft.	24.2 (686 cu l)	51.6 (1462 cu l)	79.0 (2238 cu l)
Length - overall in.	29 ⁷ / ₈ (75.9 cm)	58 (147.3 cm)	86 ¹ / ₈ (218.8 cm)
Depth - overall in.	35 (88.8 cm)	35 (88.8 cm)	35 (88.8 cm)
Depth - over body in.	32 (81.3 cm)	32 (81.3 cm)	32 (81.3 cm)
Depth - door open 90° in.	57 ¹ / ₁₆ (146.5 cm)	57 ¹ / ₁₆ (146.5 cm)	57 ¹ / ₁₆ (146.5 cm)
Clear door width in.	21 ¹ / ₈ (53.6 cm)	21 ¹ / ₈ (53.6 cm)	21 ¹ / ₈ (53.6 cm)
Clear half-door height in.	27 ¹ / ₂ (69.9 cm)	27 ¹ / ₂ (69.9 cm)	27 ¹ / ₂ (69.9 cm)
Clear full-door height in.	57 ⁷ / ₈ (146.3 cm)	57 ⁷ / ₈ (146.3 cm)	57 ⁷ / ₈ (146.3 cm)
Height - overall on 6" legs ⁵	83 ³ / ₄ (211.5 cm)	83 ³ / ₄ (211.5 cm)	83 ³ / ₄ (211.5 cm)
No. Standard Shelves	3	6	9
Shelf area sq. ft. ¹	18.8 (1.75 sq m)	37.6 (3.49 sq m)	56.4 (5.23 sq m)
RHT Net Wt. lbs.	380 (172 kg)	630 (286 kg)	880 (399 kg)
AHT Net Wt. lbs.	330 (150 kg)	550 (249 kg)	760 (345 kg)
ELECTRICAL DATA			
Voltage	115/60/1	115/60/1	115/60/1
Feed wires with Ground	3	3	3
Full load amperes ²	8.0	10.4	11.4
REFRIGERATION DATA			
Refrigerant	R-450A	R-450A	R-450A
Refrigerant Charge Amount	18	27	30
BTU/HR H.P. ³	2220 (1/3 HP)	4200 (1/2 HP)	5120 (3/4 HP)

NOTES

NOTE: Figures in parentheses reflect metric equivalents.

- Area of standard shelf compliment only, does not include storage area of additional shelves or available on cabinet bottom.
- Amp figure shown as supplied with standard LED lighting.
- Based on a 90°F ambient and 20°F evaporator.
- For approximate remote weights deduct 40 lbs. from respective net or gross weight. For other information on remote models, please refer to spec sheet TR35837.
- 12" Top clearance preferred for optimum performance and service access.

 **1 Section Models**
Equipped With One
NEMA 5-15 P Plug

 **2 & 3 Section Models**
Equipped With One
NEMA 5-20 P Plug

NOTE: Full load amps and plug style may vary depending on electrical options chosen and condensing unit employed.

Refrigeration System

A top mounted, self-contained, balanced refrigeration system using environmentally friendly, non-flammable R-450A refrigerant is conveniently located behind the one piece louver assembly. It features a finless StayClear™ condenser, thermostatic expansion valve, air-cooled hermetic compressor, large, high humidity evaporator coil located outside the food zone and a top mounted non-electric condensate evaporator. Biased return air duct protects against introduction of warm kitchen air, promoting even temperature maintenance and efficient operation. A 9' cord and plug is provided. Standard operating temperature is 34 to 38°F.

Controller

Traulsen's Smart Control features advanced control algorithms and sophisticated diagnostic capabilities. Smart sensors will adapt the operation of the refrigeration system to a variety of environments and usage patterns. The Smart Control offers a complete set of visual alarms designed to alert the user to critical events. In the event of an alarm, a dedicated Alarm LED will illuminate, informing the user of the critical event and describing the event in the large, easy to read full text display.

Interior

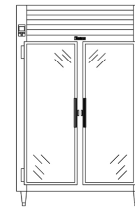
Standard interior arrangements include three (3) coated wire shelves per section, mounted on shelf pins. Shelves are full-width, and do not have any large gaps between them requiring the use of "bridge" or "junior shelves". Recommended load limit per shelf should not exceed 225 lbs. Optional tray slides may be purchased in combination with, or in lieu of these. Interior arrangements are installed at the factory and EZ-Change interior slides (only) are field installed.

Warranties

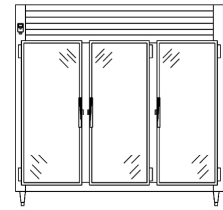
Both a three year parts and labor warranty and a five year compressor warranty (self-contained models only) are provided standard.



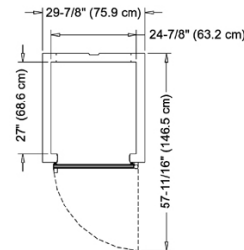
Elevation -
R/AHT132WUT



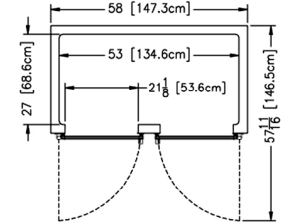
Elevation -
R/AHT232WUT



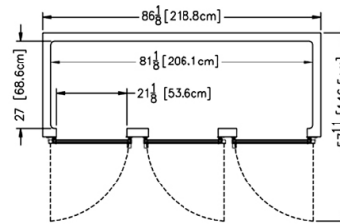
Elevation -
R/AHT332WUT



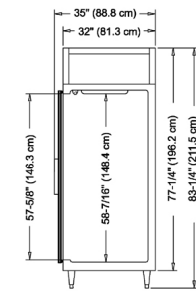
Plan - R/AHT132WUT



Plan - R/AHT232WUT



Plan - R/AHT332WUT



Section - All Models

NOTE: When ordering please specify: Voltage, Hinging, Door Size, Options and any additional warranties.

Continued product development may necessitate specification changes without notice.

Part No. TR35827 (REV. 01-21-19)

TRAUlsen
4401 BLUE MOUND RD.
PHONE 1 (800) 825-8220
Website: www.traulsen.com

FT. WORTH, TX 76106
FAX-MKTG. 1 (817) 624-4302

Traulsen



REMOTE MODELS

REMOTE REFRIGERATION DATA

Refer to the chart below to determine the following remote characteristics: Voltage, Amps, BTU's and Refrigerant. The chart also indicates what components are included: Solenoid, Expansion Valve, and Temperature Control type.

MODEL NO	VOLTAGE	AMPS	BTU @ 90°F AMBIENT AND EVAP. TEMP.	REFRIG'T	SOLENOID YES/NO	EXP. VALVE YES/NO	TEMPERATURE CONTROL
G SERIES							
G10000, etc.	115/60/1	5.4	1520 @ +20°F Evap	R-407A	Yes	Yes	Microprocessor
G10002P, etc.	115/60/1	6.1	1520 @ +20°F Evap	R-407A	Yes	Yes	Microprocessor
G11000, etc.	115/60/1	5.4	2410 @ +20°F Evap	R-407A	Yes	Yes	Microprocessor
G11002P, etc.	115/60/1	6.1	2400 @ +20°F Evap	R-407A	Yes	Yes	Microprocessor
G12010, etc.	115/60/1	5.4	1930 @ -10°F Evap	R-407A	Yes	Yes	Microprocessor
G20000, etc.	115/60/1	6.1	2410 @ +20°F Evap	R-407A	Yes	Yes	Microprocessor
G20004P, etc.	115/60/1	7.5	2410 @ +20°F Evap	R-407A	Yes	Yes	Microprocessor
G21000, etc.	115/60/1	6.1	4160 @ +20°F Evap	R-407A	Yes	Yes	Microprocessor
G21004P, etc.	115/60/1	7.5	4160 @ +20°F Evap	R-407A	Yes	Yes	Microprocessor
G22010, etc.	115/60/1	8.2	3080 @ -10°F Evap	R-407A	Yes	Yes	Microprocessor
G30000, etc.	115/60/1	8.9	3780 @ +20°F Evap	R-407A	Yes	Yes	Microprocessor
G31010, etc.	115/60/1	8.9	4710 @ -10°F Evap	R-407A	Yes	Yes	Microprocessor
G31310, etc.	115/60/1	8.9	4710 @ -10°F Evap	R-407A	Yes	Yes	Microprocessor
G32000, etc.	115/60/1	8.9	5330 @ +20°F Evap	R-407A	Yes	Yes	Microprocessor
R/A SERIES							
R/AHT132W	115/60/1	5.4	2400 @ +20°F Evap	R-407A	Yes	Yes	Smart Control
R/AHT132E	115/60/1	5.4	2400 @ +20°F Evap	R-407A	Yes	Yes	Smart Control
R/AHT232W	115/60/1	5.4	4360 @ +20°F Evap	R-407A	Yes	Yes	Smart Control
R/AHT332W	115/60/1	5.4	4360 @ +20°F Evap	R-407A	Yes	Yes	Smart Control
R/AHT132N	115/60/1	5.4	2240 @ +20°F Evap	R-407A	Yes	Yes	Smart Control
R/AHT232N	115/60/1	5.4	4360 @ +20°F Evap	R-407A	Yes	Yes	Smart Control
R/AHT332N	115/60/1	5.4	4360 @ +20°F Evap	R-407A	Yes	Yes	Smart Control
R/AHT126W	115/60/1	5.4	2400 @ +20°F Evap	R-407A	Yes	Yes	Smart Control
R/AHT226W	115/60/1	5.4	2400 @ +20°F Evap	R-407A	Yes	Yes	Smart Control
R/AHT132D	115/60/1	5.4	2400 @ +20°F Evap	R-407A	Yes	Yes	Smart Control
R/AHT232D	115/60/1	5.4	4360 @ +20°F Evap	R-407A	Yes	Yes	Smart Control
R/AHT132WP	115/60/1	5.4	2400 @ +20°F Evap	R-407A	Yes	Yes	Smart Control
R/AHT232WP	115/60/1	5.4	4360 @ +20°F Evap	R-407A	Yes	Yes	Smart Control
R/AHT332WP	115/60/1	5.4	4360 @ +20°F Evap	R-407A	Yes	Yes	Smart Control
R/ALT132N	115/60/1	5.4	1930 @ -20°F Evap	R-407A	Yes	Yes	Smart Control
R/AHT232NP	115/60/1	5.4	4360 @ +20°F Evap	R-407A	Yes	Yes	Smart Control
R/AHT332NP	115/60/1	5.4	4360 @ +20°F Evap	R-407A	Yes	Yes	Smart Control
R/AHT126WP	115/60/1	5.4	2400 @ +20°F Evap	R-407A	Yes	Yes	Smart Control
R/AHT226WP	115/60/1	5.4	2400 @ +20°F Evap	R-407A	Yes	Yes	Smart Control
R/ALT132W	115/60/1	5.4	2160 @ -20°F Evap	R-407A	Yes	Yes	Smart Control
R/ALT232W	115/60/1	5.4	3790 @ -20°F Evap	R-407A	Yes	Yes	Smart Control
R/ALT332W	115/60/1	5.4	5220 @ -20°F Evap	R-407A	Yes	Yes	Smart Control
R/ALT132N	115/60/1	5.4	1930 @ -20°F Evap	R-407A	Yes	Yes	Smart Control
R/ALT232N	115/60/1	5.4	3790 @ -20°F Evap	R-407A	Yes	Yes	Smart Control
R/ALT332N	115/60/1	5.4	5220 @ -20°F Evap	R-407A	Yes	Yes	Smart Control
R/ALT126W	115/60/1	5.4	1980 @ -20°F Evap	R-407A	Yes	Yes	Smart Control
R/ALT226W	115/60/1	5.4	3790 @ -20°F Evap	R-407A	Yes	Yes	Smart Control
R/ALT132D	115/60/1	5.4	2160 @ -20°F Evap	R-407A	Yes	Yes	Smart Control
R/ALT232D	115/60/1	5.4	3790 @ -20°F Evap	R-407A	Yes	Yes	Smart Control
R/ARI132L	115/60/1	5.4	2400 @ +20°F Evap	R-407A	Yes	Yes	Smart Control
R/ARI232L	115/60/1	5.4	4360 @ +20°F Evap	R-407A	Yes	Yes	Smart Control
R/ARI332L	115/60/1	5.4	5330 @ +20°F Evap	R-407A	Yes	Yes	Smart Control
R/ARI132LP	115/60/1	5.4	2400 @ +20°F Evap	R-407A	Yes	Yes	Smart Control
R/ARI232LP	115/60/1	5.4	4360 @ +20°F Evap	R-407A	Yes	Yes	Smart Control
R/ARI332LP	115/60/1	5.4	5330 @ +20°F Evap	R-407A	Yes	Yes	Smart Control



REMOTE REFRIGERATION DATA

MODEL NO	VOLTAGE	AMPS	BTU @ 90°F AMBIENT AND EVAP. TEMP.	REFRIG'T	SOLENOID YES/NO	EXP. VALVE YES/NO	TEMPERATURE CONTROL
R/A Series (Cont'd)							
R/ARI132H	115/60/1	5.4	2400 @ +20°F Evap	R-407A	Yes	Yes	Smart Control
R/ARI232H	115/60/1	5.4	4360 @ +20°F Evap	R-407A	Yes	Yes	Smart Control
R/ARI332H	115/60/1	5.4	5330 @ +20°F Evap	R-407A	Yes	Yes	Smart Control
R/AIF132L	115/60/1	5.4	2160 @ -20°F Evap	R-407A	Yes	Yes	Smart Control
R/AIF232L	115/60/1	5.4	5220 @ -20°F Evap	R-407A	Yes	Yes	Smart Control
R/AIF332L	115/60/1	5.4	7580 @ -20°F Evap	R-407A	Yes	Yes	Smart Control
R/ACV132W	115/60/1	5.4	2160 @ -10°F Evap	R-407A	Yes	Yes	Smart Control
R/ACV232W	115/60/1	5.4	1870 @ -10°F Evap	R-407A	Yes	Yes	Smart Control
TE036HR	115/60/1	5.4	2370 @ +20°F Evap	R-407A	Yes	Yes	Microprocessor
TE048HR	115/60/1	5.4	2370 @ +20°F Evap	R-407A	Yes	Yes	Microprocessor
TE060HR	115/60/1	5.4	2370 @ +20°F Evap	R-407A	Yes	Yes	Microprocessor
TE072HR	115/60/1	5.4	2370 @ +20°F Evap	R-407A	Yes	Yes	Microprocessor
TE084HR	115/60/1	5.4	2370 @ +20°F Evap	R-407A	Yes	Yes	Microprocessor
TE096HR	115/60/1	5.4	4090 @ +20°F Evap	R-407A	Yes	Yes	Microprocessor
TE110HR	115/60/1	5.4	4090 @ +20°F Evap	R-407A	Yes	Yes	Microprocessor
TU Series							
TU044HR	115/60/1	3.3	3080 @ +20°F Evap	R-407A	Yes	Yes	Microprocessor
TU072HR	115/60/1	3.7	3080 @ +20°F Evap	R-407A	Yes	Yes	Microprocessor
TU100HR	115/60/1	3.9	3080 @ +20°F Evap	R-407A	Yes	Yes	Microprocessor
TS Series							
TS048HR	115/60/1	7.2	3300 @ +10°F Evap	R-407A	Yes	Yes	Microprocessor
TS066HR	115/60/1	7.2	3870 @ +10°F Evap	R-407A	Yes	Yes	Microprocessor
TS072HR	115/60/1	7.7	3870 @ +10°F Evap	R-407A	Yes	Yes	Microprocessor
TS090HR	115/60/1	7.7	3870 @ +10°F Evap	R-407A	Yes	Yes	Microprocessor

NOTES:

- Remote microprocessor and smart control equipped units do not require use of a temperature control.
- Cord and plug are not supplied with remote units.
- Listed BTU rating shown is the required BTU's delivered to the unit at the evaporator coil.
- Compressor HP not supplied by Traulsen. Compressor size should be determined by a qualified refrigeration technician based on the delivered BTU rating at the unit and actual jobsite requirements.
- To determine approximate remote model weights, please deduct 40 lbs. from the respective self-contained models net or gross weight.
- Standard Traulsen five year compressor warranty does not apply to remote units.
- Condensate Removal: All remote models require provisions to be made to allow for condensate removal by the operator. As supplied standard, these models include only a drain tube exiting evaporator compartment on top of the cabinet from which condensate will drip. Optional condensate removal provisions include a drain line extended down the cabinet back (n/a for pass-thru or roll-thru models) or Top-Mounted Condensate Evaporator, all supplied by others.
Note: Provision of the first option will add approximately 7/8" to the overall cabinet depth.
- Traulsen does not recommend the use of casters with remote models (legs supplied standard on G-Series remote units).
- Refrigeration connections provided are 1/4" O.D. for the liquid line and either 1/2" or 3/4" O.D. for the suction line, no other connections are required.
- The solenoid valve provided is wired at the factory directly to the control, therefore no electrical connections are required between the unit and remote compressor.
- For optional refrigerant options consult with factory at time of order to ensure correct expansion valve is provided.

CONTINUED PRODUCT DEVELOPMENT MAY NECESSITATE SPECIFICATION CHANGES WITHOUT NOTICE.