

For Door Heights To 10' (environmental separation) and 8' (insect control)

#### STANDARD CONSTRUCTION

- 14" high x 15" deep
- 1/2 hp three speed motor(s)
- Factory installed fan speed switch
- White aluminum exterior cover (Optional: Custom Color or Stainless)
- Wall & Top Mounting
- Optional: Filter (washable)



Berner International Corporation certifies that the air curtains shown herein are licensed to bear the AMCA Seal. The ratings shown are based on tests and procedures performed in accordance with AMCA Publication 211 and comply with the requirements of the AMCA Certified Ratings Program. Rated data shown is for base (unheated) units. The AMCA Certified Ratings Seal applies to airflow rate, average outlet velocity, outlet velocity uniformity, velocity projection and power rating at free delivery only.

5 Year Limited Warranty



MODEL	Nozzle Width (in)	Max Vel. at Nozzle (fpm)	Avg. Outlet Vel. (fpm)	Air Volume (cfm)	Outlet Vel. Uniformity	Power Rating (kW)	Motor(s) @ hp	Net Wt. (lbs)
CHC10-1036A	36.00	5,917	1,990	1,741	61%	0.73	1 @ 1/2	50
CHC10-1042A	42.00	4,418	1,748	1,784	54%	0.74	1 @ 1/2	52
CHC10-1048A	48.00	3,815	1,515	1,768	62%	0.75	1 @ 1/2	53
CHC10-1060A	60.00	2,930	1,184	1,726	48%	0.73	1 @ 1/2	54
CHC10-2060A	60.00	3,963	1,801	2,626	74%	1.21	2 @ 1/2	70
CHC10-2072A	72.00	5,917	1,990	3,482	61%	1.45	2 @ 1/2	84
CHC10-2084A	87.00	4,418	1,687	3,568	54%	1.49	2 @ 1/2	104
CHC10-2096A	99.00	3,815	1,470	3,536	62%	1.49	2 @ 1/2	106
CHC10-3096A	99.00	2,930	1,815	4,367	61%	1.93	3 @ 1/2	120
CHC10-2108A	111.00	3,963	1,295	3,494	48%	1.48	2 @ 1/2	107
CHC10-3108A	111.00	5,917	1,936	5,223	61%	2.18	3 @ 1/2	150
CHC10-2120A	116.25	2,930	1,222	3,452	48%	1.47	2 @ 1/2	108
CHC10-3120A	116.25	4,418	1,864	5,266	54%	2.19	3 @ 1/2	152

NOTE: Operation at 50 Hz will generate approximately a 17% reduction in air performance.  
 Berner does not recommend CHC10-1060A, CHC10-2108 & CHC10-2120, exists only as an equivalent to competitors' models.  
 See sheet EP-114 for amp draws/total load requirements.

VELOCITY PROFILE: Model CHC10-1036A			
Distance from Nozzle (in)	40	80	120
Core Velocity (fpm)	1803	1157	988

### MODEL NUMBER CONFIGURATION

## CHC10-1 036 A A-R-SS

Series	# of Motors	Opening Width	Heat	Voltage	Opt. Switch	Opt. Cabinet Finish
CHC10	1, 2, 3	036" - 120"	A=Ambient	*A=120/1/60 B=208/1/60 J=240/1/60 Z=480/3/60 Q=600/3/60 V=220/1/50	Remote Switch	SS=Stainless Steel CC=Custom Color

\*Suitable for 50hz

Sound level measured 10' (3m) from the unit in free field:  
 1 motor: Low/Medium/High Speed: 64/65/66 dBA  
 2 motors 60": Low/Medium/High Speed: 66/67/68 dBA  
 2 motors: Low/Medium/High Speed: 67/68/69 dBA  
 3 motors: Low/Medium/High Speed: 67/68/69 dBA

Berner reserves the right to alter specifications without prior notice.



# COMMERCIAL HIGH PERFORMANCE 10

## Ambient (Unheated) Air Curtain

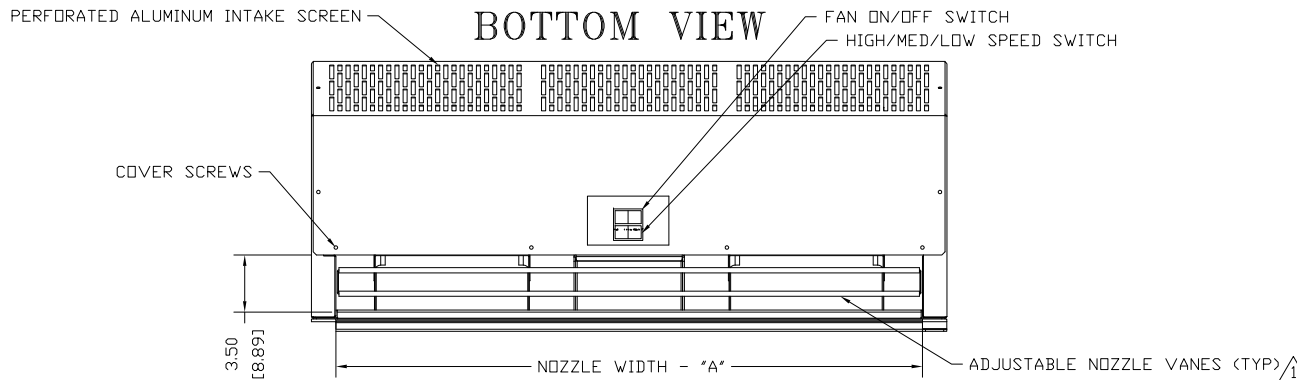
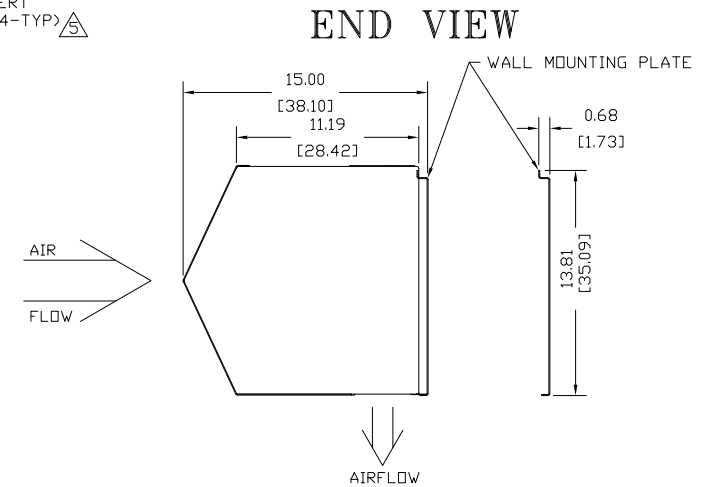
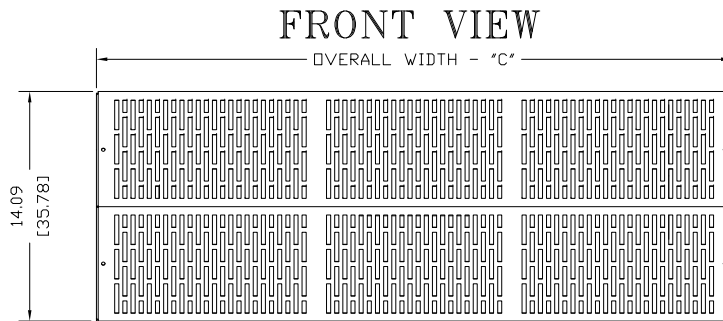
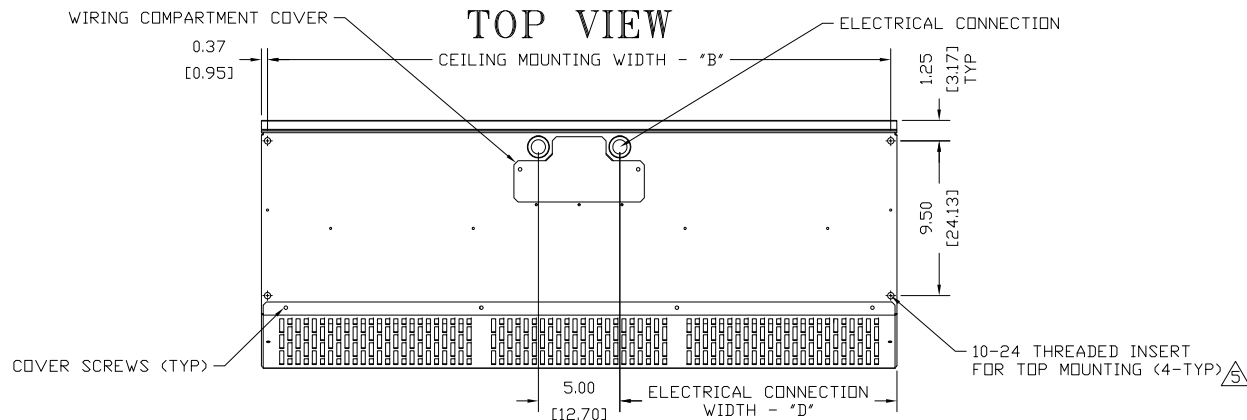
### Electrical Performance Sheet

MODEL	# CKTS	120/1/60 (voltage code A) MOTOR AMP DRAW = 6.5 each		# CKTS	208/1/60 (voltage code B) or 220/1/50 (voltage code V) MOTOR AMP DRAW = 3.5 each		# CKTS	240/1/60 (voltage code J) MOTOR AMP DRAW = 3.5 each	
		AMPS PER CIRCUIT	BREAKER RATING PER CIRCUIT		AMPS PER CIRCUIT	BREAKER RATING PER CIRCUIT		AMPS PER CIRCUIT	BREAKER RATING PER CIRCUIT
CHC10-1036A CHC10-1042A CHC10-1048A CHC10-1060A	1	6.5	15	1	3.5	15	1	3.5	15
CHC10-2060A CHC10-2072A CHC10-2084A CHC10-2096A CHC10-2108A CHC10-2120A	1	13.0	20	1	7.0	15	1	7.0	15
CHC10-3096A CHC10-3108A CHC10-3120A	1	19.5	25	1	10.5	15	1	10.5	15

MODEL	# CKTS	480/3/60 (voltage code Z) MOTOR AMP DRAW = 1.4 each		# CKTS	600/3/60 (voltage code Q) MOTOR AMP DRAW = 1.0 each	
		AMPS PER CIRCUIT	BREAKER RATING PER CIRCUIT		AMPS PER CIRCUIT	BREAKER RATING PER CIRCUIT
CHC10-1036A CHC10-1042A CHC10-1048A CHC10-1060A	1	1.4	15	1	1.0	15
CHC10-2060A CHC10-2072A CHC10-2084A CHC10-2096A CHC10-2108A CHC10-2120A	1	2.8	15	1	2.0	15
CHC10-3096A CHC10-3108A CHC10-3120A	1	4.2	15	1	10.5	15

Berner reserves the right to alter specifications without prior notice.

# CHC10 AMBIENT SYSTEM



MODEL	NOZZLE WIDTH "A"	MOUNTING WIDTH "B"	UNIT WIDTH "C"	ELECTRIC WIDTH "D"
CHC10-1036A	36.00 [91.44]	38.25 [97.16]	39.00 [99.06]	17.00 [43.18]
CHC10-1042A	42.00 [106.68]	44.25 [112.40]	45.00 [114.30]	20.00 [50.80]
CHC10-1048A	48.00 [121.92]	50.25 [127.64]	51.00 [129.54]	23.00 [58.42]
CHC10-1060A	60.00 [152.40]	62.25 [158.12]	63.00 [160.02]	29.00 [73.66]
CHC10-2060A	60.00 [152.40]	62.25 [158.12]	63.00 [160.02]	19.00 [48.26]
CHC10-2072A	72.00 [182.88]	74.25 [188.60]	75.00 [190.50]	17.00 [43.18]
CHC10-2084A	86.88 [220.66]	89.13 [226.38]	89.88 [228.28]	20.75 [52.71]
CHC10-2096A	98.88 [251.14]	101.13 [257.18]	101.88 [258.76]	23.75 [60.33]
CHC10-3096A	98.88 [251.14]	101.13 [257.18]	101.88 [258.76]	15.50 [39.37]
CHC10-2108A	110.88 [281.62]	113.13 [287.38]	113.88 [289.24]	26.75 [67.95]
CHC10-3108A	110.88 [281.62]	113.13 [287.38]	113.88 [289.24]	17.50 [44.45]
CHC10-2120A	116.25 [295.28]	118.50 [300.99]	119.25 [302.90]	28.06 [71.28]
CHC10-3120A	116.25 [295.28]	118.50 [300.99]	119.25 [302.90]	18.38 [46.67]

## NOTES:

- ① AIR CURTAIN MUST BE INSTALLED SO AIR STREAM IS NOT OBSTRUCTED WHEN DEFLECTED 20° TO EITHER SIDE OF C.
- ② ELECTRICAL CONNECTIONS TO BE FLEXIBLE.
- ③ FIELD VERIFY DIMENSIONS.
- ④ ANCHORS TO SUPPORTING STRUCTURE BY OTHERS.
- ⑤ ADEQUACY OF SUPPORTING STRUCTURE IS TO BE VERIFIED BY A PROFESSIONAL STRUCTURAL ENGINEER.
- ⑥ LETTER "A" IN MODEL NUMBER DESIGNATES AMBIENT UNIT.
- ⑦ DIMENSIONS IN INCHES [CENTIMETERS].

PROJECT		
LOCATION		
ARCHITECT		
ENGINEER		REV. -
DWG. NO.	CHC10-AMB	TITLE: <b>BERNER</b>
DATE	14OCT14	MODEL CHC10 AIR CURTAIN
BY	D.Johnson	AMBIENT SYSTEM
REPLACES	-	BERNER INTERNATIONAL CORP. NEW CASTLE, PA.
BY	-	